


	Year 3	Learning question for the term: Can I still find a dinosaur?	Science focus for the term: Rocks and fossils	RE focus for the term: Forgiveness
---	---------------	--	---	--

Below are some activities so that children can continue their learning during the school closure. Mrs Appleyard and Miss Plaskitt will still be accessing Dojo during school hours Monday – Friday from 9:00am – 11:00am and would love to see pictures of activities the children complete!

DT: Have a go at making a dinosaur head using a milk bottle. You might need an adult to help you. You could also paint your finished model. 	English: Following on from last weeks history learning, can you write a biography of Mary Anning? Use your research to help you.	English: Can you write a short story using this picture as a starting point? Who are the characters? Where are they going? 	English: Look at this picture and have a go at answering the questions. <ol style="list-style-type: none"> 1. What is happening here? 2. Why/ how is the carpet floating? 3. How is the boy feeling? 4. How is the dog feeling? How do you know? 5. What does the boy's bedroom tell you about him as a character? 
--	--	--	--

Maths: Select 10 objects from around your house. Hold each item and try to predict which is heaviest and lightest. Put them in order. <ol style="list-style-type: none"> 1. How many of the lightest item do you think would make the weight of the heaviest item? 2. How much more do you think the heaviest item will weigh than the lightest item? 3. Estimate the weight of the items and use scales to check your answer. 	PSHE: Make a list of all the things that people can do to make themselves feel more positive. These could be suggestions like: tell each other jokes, paint a picture, smile at each other. You could turn this list into a poster to help cheer people up	Maths: Measure some objects from around your house in cm and sort them into the table. Can you remember how many cm = 1m? <table border="1" data-bbox="1016 874 1335 1024"> <tr> <th>Longer than a metre</th> <th>Shorter than a metre</th> </tr> <tr> <td> </td> <td> </td> </tr> </table> PE: Use your PE time this week to plan and deliver your own workout. Use equipment in your home as part of your workout.	Longer than a metre	Shorter than a metre			Maths: Try this money challenge on NRich https://nrich.maths.org/5949?utm_source=primary-map French: Have a go at the French worksheets from our year group page. Science: Research – what can we learn from fossils? Use this link to help you. https://www.bbc.co.uk/bitesize/topics/z9bbkqt/articles/z22g7p3
Longer than a metre	Shorter than a metre						

Reading – Children should be encouraged to read every day. Please spend 5 or 10 minutes listening to your child read and discussing their books. Mrs Appleyard and Miss Plaskitt would love to know about what books you have been reading!	Maths – All children from Year 1 to Year 6 have all been provided with a log in for Times Table Rockstars or Numbots. Children should be completing at least 3x5 minutes each week.
--	--

