





| | | | | | | |
|---|--------------------------|---|--|--|---|---|
|  | Year 3 08.06.2020 | Learning question for the term: Is it a monster or a robot? | Science focus for the term: Forces | Geography focus for the term: European mountains and mountain ranges | RE focus for the term: What does it mean to live a good life? Truthfulness | English Texts for this term: The Iron Man |
|---|--------------------------|---|--|--|---|---|

Below are some activities so that children can continue their learning during the school closure. Mrs Appleyard and Miss Plaskitt will still be accessing Dojo during school hours Monday – Friday from 9:00am – 11:00am and would love to see pictures of activities the children complete!

| Maths  <p>265 + 27 = 282</p> <p>Eva</p> <p>Here is her working out:</p> <table border="1" data-bbox="324 518 504 638"> <tr><td></td><td>2</td><td>6</td><td>5</td></tr> <tr><td>+</td><td></td><td>2</td><td>7</td></tr> <tr><td></td><td>2</td><td>8</td><td>2</td></tr> </table> <p>Is she correct? Explain why.</p> | | 2 | 6 | 5 | + | | 2 | 7 | | 2 | 8 | 2 | Maths Sort the additions into the table. <table border="1" data-bbox="817 383 1243 526"> <thead> <tr> <th>No exchange</th> <th>Exchange 10 ones</th> <th>Exchange 10 tens</th> </tr> </thead> <tbody> <tr> <td>375 + 18</td> <td>456 + 72</td> <td>912 + 79</td> </tr> <tr> <td>910 + 79</td> <td>456 + 27</td> <td>342 + 35</td> </tr> </tbody> </table> <p>Can you write 2 more additions in each column?</p> | No exchange | Exchange 10 ones | Exchange 10 tens | 375 + 18 | 456 + 72 | 912 + 79 | 910 + 79 | 456 + 27 | 342 + 35 | Maths: Try this challenge from N-Rich. https://nrich.maths.org/179?utm_source=primary-map | French See the separate activity on the Year 3 class page of the school website. |
|---|------------------|------------------|---|---|---|--|---|---|--|---|---|---|---|-------------|------------------|------------------|----------|----------|----------|----------|----------|----------|---|--|
| | 2 | 6 | 5 | | | | | | | | | | | | | | | | | | | | | |
| + | | 2 | 7 | | | | | | | | | | | | | | | | | | | | | |
| | 2 | 8 | 2 | | | | | | | | | | | | | | | | | | | | | |
| No exchange | Exchange 10 ones | Exchange 10 tens | | | | | | | | | | | | | | | | | | | | | | |
| 375 + 18 | 456 + 72 | 912 + 79 | | | | | | | | | | | | | | | | | | | | | | |
| 910 + 79 | 456 + 27 | 342 + 35 | | | | | | | | | | | | | | | | | | | | | | |

| | | | |
|--|---|--|--|
| English Read Chapter 1 of The Iron man again to recap what has happened in the story so far. Before you read Chapter 2, write some sentences to describe what you think will happen next. | English Use one of the following links to read or listen to the second chapter of The Iron Man. https://www.westfield.staffs.sch.uk/curriculum/1587563410.pdf https://www.youtube.com/watch?v=8TvcRzzzs44 Write down or underline any unfamiliar words from the text and see if you can find out what they mean. | English In the next chapter of The Iron Man, Hogarth finds the Iron Man. Have a go at writing a diary entry as if you were the character of Hogarth (the young boy) on the evening when he found the Iron Man. Remember to write in 1 st person and to include time conjunctions, adjectives, feelings and a range of sentence openers. | PE: Take part in a different 'Just Dance' routine from YouTube each day. Try this one first: https://www.youtube.com/watch?v=SH-7A3NVQbY |
|--|---|--|--|

| | | | |
|--|--|--|---|
| Science: Using the following pages from the BBC Bitesize website, watch the video and read the information about forces. https://www.bbc.co.uk/bitesize/topics/zvpp34j/articles/zywcrdm https://www.bbc.co.uk/bitesize/topics/zn77hyc/articles/zptckqt <ul style="list-style-type: none"> • Have a go at the activities about forces. • Create a poster to help someone at home understand what a force is. | Geography Choose one of the largest mountains in the UK and create a fact file about it. Include information about where it is located, how tall it is, climate and any other interesting facts. | Art/DT: Can you create your own illustration based on the story of The Iron Man so far?   <p>You could use some craft materials to create your illustration, you could draw it or you could use doodle buddy.</p> | RE: Have a go at writing some sentences about why truthfulness is important in your daily life. |
|--|--|--|---|

Reading – Children should be encouraged to read every day. Please spend 5 or 10 minutes listening to your child read and discussing their books. Mrs Appleyard and Miss Plaskitt would love to know about what books you have been reading!

Maths – All children from Year 1 to Year 6 have all been provided with a log in for Times Table Rockstars or Numbots. Children should be completing at least 3x5 minutes each week.

