



LINCOLN ANGLICAN
ACADEMY TRUST
DIOCESE OF LINCOLN




Concept	EYFS	YEAR ONE	YEAR TWO	YEAR THREE	YEAR FOUR	YEAR FIVE	YEAR SIX
Content (NC with local adaptations) Collage	<p>Handle, manipulate and enjoy using materials.</p> <p>Create simple collages using a range of natural and manmade objects.</p> <p>Select, sort, tear and glue down items to create a simple collage.</p> <p>Use appropriate language to describe colours,</p>			<p>Name tools and materials they have used.</p> <p>Experiment with a range of collage techniques such as tearing, overlapping and layering to create images and represent textures.</p> <p>Refine work as they go to ensure precision.</p> <p>Begin to select colours and</p>		<p>Add collage to a painted, printed or drawn background.</p> <p>Use collage as a means of extending work from initial ideas (Link with painting/printing theme).</p> <p>Possible artist to use. Lance Letscher</p>	<p>To be expressive and analytical to adapt, extend and justify their work</p> <p>Use collage as a means of extending work from initial ideas (Link with painting/printing theme).</p> <p>Possible artist to use. Max Ernst. Lance Letscher</p>



media,
equipment
and textures.

Possible artists
to use.
Jean Arp.



LINCOLN ANGLICAN ACADEMY TRUST DIOCESE OF LINCOLN


materials to
create effect,
giving reasons
for their
choices.

Use collage as
a means of
collecting
ideas and
information
and building a
visual
vocabulary.

Add relief to
collage
through the
use of textiles,
straws, thread,
paper etc.
Begin to
experiment
with creating
mood, feeling,
movement
and areas of
interest using
different
media.

Possible artist
to use.






LINCOLN ANGLICAN
ACADEMY TRUST
DIOCESE OF LINCOLN



				Kara Walker			
Substantive Knowledge	<p>Know what a collage is and how to create one.</p> <p>I can work with different materials.</p>						
Disciplinary Knowledge	<p>Cutting skills using scissors.</p> <p>Explore cutting different types of paper with scissors.</p> <p>Explore tearing different types of paper.</p>			<p>Explore the collage techniques of cutting, tearing, overlapping, <u>layering</u>.</p> <p>Colour matching materials considering shades of colours.</p> <p>Explore materials that</p>			



LINCOLN ANGLICAN
ACADEMY TRUST
DIOCESE OF LINCOLN



				create a relief effect. Explore colours associated with moods & atmospheres.		
Why here?/ Why now?	To become familiar with properties of materials. Select appropriate materials for a collage.			To begin to develop techniques needed to create a collage. Select appropriate materials to give/create a specific effect within a collage e.g., water, clothing.		To combine knowledge and skills of collage to create mixed media art work and to evaluate and adapt work where necessary.
Vocabulary	Collage, tear, sticking, pattern, picture.			Materials, media, scrape, coil, join, layering, mosaic,		Fold, crumple, pleating, creasing.

LONG TERM

CURRICULUM PLAN – SUBJECT



LINCOLN ANGLICAN
ACADEMY TRUST

DIOCESE OF LINCOLN

