




Coningsby St Michaels. EYFS Home Learning Grid Term 5 Week 4.

Day	English	Maths	Phonics	Holistic
Monday	<p>Share a story together – our story this week is Rumble in the Jungle, here is a link to listen on youtube: https://youtu.be/D2-O1LkCzpM</p>	<p>Shape, Space and Measure Paint some dry pasta 2 or 3 different colours. Once they are dry thread them onto string to make patterned snakes. Can they make a repeating pattern?</p>	<p>How many words can you make game? Write out about 6 sounds on cards (a, o, and i are good to include). And challenge them to make as many words as they can using the sounds. Write them down, count how many they've made and let us know on tapestry!</p>	<p>Understanding of the World/People and communities: The Coningsby and Tattershall Lions have set a challenge to brighten up the villages planters, by painting a rainbow stone to add to the flower pots around the village.</p> 
Tuesday	<p>Reading. Can you guess the animal? Re-read the story without showing them the book (or screen if you're watching it – just mute and pause it to read each page), and miss out the animal name. Can they guess from the description what animal it is?</p>	<p>Shape, Space and Measure Why not bake a yoghurt cake? Super simple to make, and the only measurements are using a yoghurt pot so great for talking about capacity – half full, full or empty! I will put the recipe on the website.</p>	<p>Matching uppercase and lowercase letters. Draw upper case and lower case letters onto bits of paper and see if the children can match them together. This is something we had just started working on – so they might need a bit of support at first.</p>	<p>Art and Design/Imagination: Folding animal game – a great game to do together! Each draw the head of a jungle animal, fold it over and swap paper, draw a body of a different animal, fold it over and swap the paper back, then draw the legs of another different animal – open it up and see what you have created! Social and Emotional: Colour or write a thank you note to stick on your bins ready for bin collection day! To say thank you for continuing to go out work hard during lockdown. I'll put a link to colouring pages on the website.</p>
Wednesday	<p>Writing activity. Can you describe an animal in the jungle? It's your turn to challenge us! Write a description of an animal (doesn't have to rhyme) – post it on tapestry, and we will guess which animal you are writing about!</p>	<p>Number Make some number puzzles. Draw or print a jungle picture leaving a gap at the bottom. Write numbers along the bottom up to whatever your child is comfortable with and cut it into strips with one number on each strip. Can they put it back</p>	<p>Tricky word hunt in the dark. Write some tricky words and stick them onto the floor or wall. Turn off all the lights so that it's dark, and give them a torch to spot all the tricky words- they have to say them as they spot them!</p>	<p>Understanding of the World/People and communities: Watch this video which shows photos of wild animals returning to the cities in lockdown: https://www.youtube.com/watch?v=Ma3k6FAozk Good opportunity to talk about what is different now that the animals like, and what they didn't like before. Technology:</p>

		together by ordering the numbers?		Can you make a funny video to make someone laugh? Maybe dress up and do a silly dance, or tell a funny story.
Thursday	Handwriting practice- Stick writing - dip the sticks in the paint to practice writing their letters, or sellotape a pen or pencil to the end. Smaller sticks work better for this!	Number formation practise: I will link some sheets below that are good for practising writing their numbers.	Word hunt: Hide decodable words written on paper around the garden or the house. Make some words real words, and some words nonsense (but still decodable). Can they find them, and sort them into which are real and which are nonsense.	Art and Design/Imagination:  <p><i>Jungle themed rainsticks</i></p> <p>Make some rain sticks using old tubes with rice or dried beans and decorating in animal prints.</p>
Friday	Speaking: Rumble in the jungle has lots of great rhyming words in. Can you play a rhyming game, roll a ball to each other and say a word each time, which has to rhyme with the word before. How many words can you get in your rhyming string?	Shape space and measure: Can you make a rain gauge? Using an old bottle, draw lines at an equal distance apart and put in the garden. Check each day to see if any rain has filled it - if it has, count how many lines up it's filled and make a note. Keep checking and comparing every day, which day had more, how many more or less than the day before? If we are lucky enough not to have any rain, you can do this activity by filling different containers, pouring them into the bottle and seeing how much they fill it.	Can they make their own set of flash cards? Drawing each sound (including phase 3 if they are ready) with a picture on each one of an object that starts with the sound. They can keep these to use in other games!	Physical development: Fine motor – good chance to practice some of the dressing skills that they still find tricky, maybe buttons, zipping up coats or taking off their tops. Gross motor -  <p>Indoor obstacle maze, using string, crepe paper or even toilet roll – can they navigate their way through by ducking and climbing.</p>