



**Class:**  
4B and 4E


**Learning question for the term:**  
Why were the Romans so Powerful?

**Science focus for the term:**  
Animals including Humans.

**English Texts for this term:**  
Vesuvius Poovius by Chris Mould and Kes Gray  
Roodica the Rude by Margaret Ryan

Below are some activities so that children can continue their learning during the school closure. Please send pictures of your home learning on Class Dojo. Miss Bennett, Miss Boole and Mr Edge will still be accessing Dojo during school hours Monday - Friday and would love to see pictures of activities the children complete!

**Maths**  
Jamal has these digits cards.



He makes a total that is more than three pounds but less than six pounds.

How many prices can he make?





Can you order your prices in ascending or descending order?

**French**  
See the separate activity attached.

**English - Roodica the Rude**  
If you have access to Roodica the Rude, read the first chapter and discuss: What does Roodica think about lesson day? What does she do to avoid it? How do you feel about Roodica's language? What do you think her sisters think of her?

**Maths**

Complete the estimate by rounding each amount and adding the rounded amounts.

Item 1	Item 2	Approximate
 £5.63	 £1.76	
 £3.05	 £11.54	

Jenny has £15 to spend at the theme park. She rides on the roller coaster which costs £4.34 She rides on the big wheel which costs £3.85 How much change will she approximately have?

**Art - Can I make a laurel wreath?**  
Research why some Romans wore Laurel Wreaths and have a go at making your own!

**RE**  
Find out what 'pilgrimage' means.  
Find out about the pilgrimage to Walsingham by using answering these questions.

- Why do Christians go on pilgrimage to Walsingham?
- What do Christians do when they go on pilgrimage to Walsingham?

**History**  
Can I research the Emperor Hadrian and discuss how and why he built a wall?  
Find out some information about Hadrian's wall, you might like to use the PowerPoint attached which is full of information. Then, imagine that you are one of the soldiers who helped to build the wall and now you are stationed at a fort. Using the sheets, your challenge is to write a letter or prepare a report to explain what the wall is like and when, why and how it was built. You should also draw a diagram to show the wall and its features.

**Science**  
Can I investigate tooth decay?  
Research what tooth decay is and watch [https://www.bbc.co.uk/bitesize/clips/znrbl\\_wxx](https://www.bbc.co.uk/bitesize/clips/znrbl_wxx) to see how to conduct a fair test. Then, using boiled eggs, carry out your own tooth decay experiment using the Enquiry sheets attached to help you. First predict what you think will happen to the shell of the eggs when placed in different liquids (You don't need to choose all of the liquids shown, perhaps only two or three if you have them available) then write out your method and how you will keep your experiment a fair test. Take pictures to show what happened to your eggs!

**Reading** - Children should be encouraged to read every day. Please spend 5 or 10 minutes listening to your child read and discussing their books. We would love to know about what books you have been reading, so why not write a book review when you have finished!

**Maths** - All children from Year 1 to Year 6 have all been provided with a log in for Times Table Rockstars or Numbots. Children should be completing at least 3x5 minutes each week. If you have lost/can't remember your login, please contact Miss Bennett/Miss Boole or Mr Edge on Class Dojo.