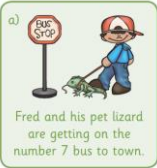




	Class: Year 1/2 Hedgehogs, Squirrels and Owls	Learning question for the term: Is Coningsby a Town?	Science focus for the term: Materials	English text for the term (Year 2 only): Major Dizzy, Major Glad by Jan Oke	RE focus for the term: Islam – What do Muslims believe and how do they show this?
--	---	--	---	---	---

At Coningsby St Michael's, we believe all areas of the curriculum are important. We would like you to choose a minimum of 4 activities from the grid below, as your homework tasks. Other than reading and times table practise, no weekly homework will be set. We hope that this style of homework will encourage everyone to take part and give parents a chance to become more involved in working with their children on fun, creative and exciting activities. Children's completed homework tasks will be recorded and monitored. Children who successfully engage in home learning tasks will be rewarded at school.

Parents, family members or friends can all join in and have fun. You can use your homework task book for writing tasks, evidence logs, saving photos or collecting any other evidence of your learning. When each task is completed you need to bring it in or take photographs. The photographs do not have to be printed and can be sent to your class teacher using Class DoJo. When evidence is seen we will tick off your tasks and record your choices. We are hoping by giving everyone choices that a selection of activities will be completed by pupils with support from family members.

Maths – <ul style="list-style-type: none"> Fill in the missing days of the week. Complete the sentences. <ul style="list-style-type: none"> ▶ Today is Friday. Tomorrow is _____ ▶ Today is Thursday. Yesterday was _____ ▶ Today is _____. Tomorrow is Monday. ▶ Today is _____. Yesterday was Monday Which days of the week are at the weekend? <div style="display: flex; justify-content: space-around; align-items: center;"> <div style="border: 1px solid black; padding: 2px;">Sunday</div> <div style="border: 1px solid black; width: 40px; height: 20px;"></div> <div style="border: 1px solid black; padding: 2px;">Tuesday</div> <div style="border: 1px solid black; width: 40px; height: 20px;"></div> <div style="border: 1px solid black; padding: 2px;">Wednesday</div> <div style="border: 1px solid black; width: 40px; height: 20px;"></div> <div style="border: 1px solid black; padding: 2px;">Saturday</div> </div>	English – Read the sentences and answer the questions. <div style="border: 1px solid black; padding: 5px; margin-bottom: 10px;"> <p>a)  Fred and his pet lizard are getting on the number 7 bus to town.</p> <ol style="list-style-type: none"> Where is Fred going? How is he getting there? Why might he be going? </div> <div style="border: 1px solid black; padding: 5px;"> <p>b)  Grace and Minnie are flying their kites in the garden.</p> <ol style="list-style-type: none"> What could the weather be like? Where are they? What might they be saying? </div>	Geography – Using the compass on the next page, first label the points (North, East, South and West). Colour in the compass and needle. Cut out the compass and needle from the page and use a split pin to attach the needle to the compass. You should now have your very own compass with moveable needle! Now try to complete challenges using your compass. Take photos or videos and send them to us on class dojo!	RE – Discuss as a family the things that are important to you. Draw images of these things. Write about why they matter to you and your family. Maths - Create a story or draw your daily routine using a comic strip. Then cut up and rearrange your story or daily routine to create a silly story. Can you then tell your story to a friend or family member using "before", "after", "first", "then", "next" and "finally".
---	--	---	--

Science – <div style="display: flex; justify-content: space-around; align-items: center;"> <div style="text-align: center;">  <p>sofa</p> </div> <div style="text-align: center;">  <p>car</p> </div> <div style="text-align: center;">  <p>shed</p> </div> </div> <p>Many objects are made from more than one type of material. Can you list all the materials used to make each of these objects?</p>	PSHE – Our first jigsaw piece in PSHE is all about 'Being me in my world'. Can you create a collage that tells us all about you? You might want to include your favourite colours, subjects, books, or films. Draw a picture of yourself and the things you enjoy doing too.	Design and Technology – What is the tallest structure that can hold a tennis ball? How strong is dried spaghetti? Have some fun finding out how much weight spaghetti can hold with this activity. This activity is all about strength and height. Think about how the tennis ball will be held still too. <ul style="list-style-type: none"> • Could you use the rubber bands? • How about the sticky tack or marshmallows? • Is one piece of spaghetti stronger than lots of spaghetti tied together? 	English – Think about your favourite toy. Write a description of it and write about why it is your favourite toy. You could also take a photograph of it and label it, alternatively you could draw a picture of it.
---	--	--	--

Reading – Children should be encouraged to read every day. Please spend 5 or 10 minutes listening to your child read and discussing their books.	Maths – All children from Year 1 to Year 6 have all been provided with a log in for Times Table Rockstars or Numbots. Children should be completing at least 3x5 minutes each week .
---	--

